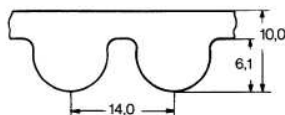


## Correia Sincronizadora HTD® 14M

Fabricação: Borracha neoprene com  
cordoneis de fibra de vidro

**Passo HTD® 14M**  
Medidas em milímetros



Referência	Numero de Dentes	Comprimento da correia (mm)
924 14M	66	924,00
966 14M	69	966,00
1092 14M	78	1092,00
1190 14M	85	1190,00
1400 14M	100	1400,00
1610 14M	115	1610,00
1778 14M	127	1778,00
1890 14M	135	1890,00
2100 14M	150	2100,00
2310 14M	165	2310,00
2450 14M	175	2450,00
2590 14M	185	2590,00
2800 14M	200	2800,00
3150 14M	225	3150,00
3500 14M	250	3500,00
3850 14M	275	3850,00
4004 14M	286	4004,00
4326 14M	309	4326,00
4578 14M	327	4578,00

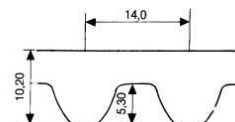
Atenção: Geometria dos dentes não é compatível com Perfil STD®.  
Obs.: Outras larguras, comprimentos e número de dentes mediante consulta.

Circunferência: Medir a correia como se estivesse medindo a "cintura" de uma pessoa.  
Temperatura no local da transmissão de -30° até 70°C  
Veja polias padronizadas página 20 e 21.

## Correia Sincronizadora STD® S14M

Fabricação: Borracha neoprene com  
cordoneis de fibra de vidro

**Passo STD® S14M**  
Medidas em milímetros



Referência	Numero de Dentes	Comprimento da correia (mm)
1400 S14M	100	1400,00
1540 S14M	110	1540,00
1610 S14M	115	1610,00
1890 S14M	135	1890,00
2002 S14M	143	2002,00
2100 S14M	150	2100,00
2240 S14M	160	2240,00
2310 S14M	165	2310,00
2450 S14M	175	2450,00
2590 S14M	185	2590,00
2800 S14M	200	2800,00
3150 S14M	225	3150,00
3500 S14M	250	3500,00
3850 S14M	275	3850,00
4004 S14M	286	4004,00
4508 S14M	322	4508,00
5012 S14M	358	5012,00

Atenção: Geometria dos dentes não é compatível com HTD®.  
Polias sob consulta.

Circunferência: Medir a correia como se estivesse medindo a "cintura" de uma pessoa.

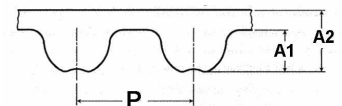
Veja sistema Omega página 05.

Temperatura no local da transmissão de -30° até 70°C

- Favor consultar disponibilidade.

Largura padronizada:	(mm)
40	40,0 mm
55	55,0 mm
85	85,0 mm
115	115,0 mm
170	170,0 mm

14M-HP		
Referência	Dentes	Comprimento da Correia (mm)
1190 14M-HP	85	1190,00
1400 14M-HP	100	1400,00
1456 14M-HP	104	1456,00
1610 14M-HP	115	1610,00
1778 14M-HP	127	1778,00
1890 14M-HP	135	1890,00
2100 14M-HP	150	2100,00
2310 14M-HP	165	2310,00
2450 14M-HP	175	2450,00
2590 14M-HP	185	2590,00
2800 14M-HP	200	2800,00
3150 14M-HP	225	3150,00
3360 14M-HP	240	3360,00
3850 14M-HP	275	3850,00
4326 14M-HP	309	4326,00



Largura Padronizada	(mm)
14M 40	40,00 mm
14M 55	55,00 mm
14M 85	85,00 mm
14M 115	115,00 mm
14M 170	170,00 mm

As correias OMEGA-HP têm a capacidade de transmitir 80% a mais de força, em comparação com as correias do sistema HTD®. Informamos que a linha de correias sincronizadoras **OMEGA-HP** irá substituir gradativamente a linha de correias **OMEGA-B** Temperatura no local da transmissão de **-30° até 90° C**

Polias Sincronizadoras - Dentes Arredondados - HTD® 14M

Passo de 14,0 mm (Padronizada)

Largura de 40,0 mm (14M-40) e 55,0 mm (14M-55)



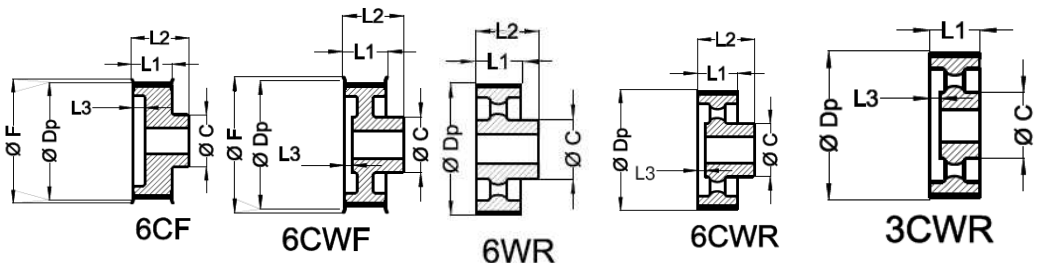
Referência da Polia	Número de Dentes	Tipo Polia	Diâm. Prim. Ø	Diâm. sobre Flanges	ØP Furo Min.	ØP Furo Máx.	40				55				Material
							L1	L2*	ØC Cubo	Peso (Kg)	L1	L2*	ØC Cubo	Peso (Kg)	
28 14M	28	6CF	124,78	138,0	18,0	48,0	54,0	61,0	80,0	4,73	70,0	80,0	90,0	5,60	GG
29 14M	29	6CF	129,78	142,0	18,0	48,0	54,0	61,0	80,0	5,09	70,0	80,0	90,0	6,10	GG
30 14M	30	6CF	133,69	146,0	18,0	48,0	54,0	61,0	80,0	5,45	70,0	80,0	90,0	6,60	GG
32 14M	32	6CF	142,60	155,0	18,0	48,0	54,0	61,0	80,0	6,17	70,0	80,0	90,0	7,60	GG
34 14M	34	6CF	151,51	164,0	20,0	55,0	54,0	61,0	90,0	6,88	70,0	80,0	105,0	8,60	GG
36 14M	36	6CF	160,43	173,0	20,0	55,0	54,0	61,0	90,0	7,60	70,0	80,0	105,0	9,60	GG
38 14M	38	6CF	169,34	182,0	20,0	55,0	54,0	61,0	90,0	8,28	70,0	80,0	105,0	10,80	GG
40 14M	40	6CF	178,25	191,0	20,0	60,0	54,0	61,0	90,0	9,26	70,0	80,0	115,0	11,20	GG
44 14M	44	6CF	196,08	209,0	20,0	60,0	54,0	61,0	100,0	10,32	70,0	80,0	115,0	12,50	GG
48 14M	48	6CF	213,89	227,0	25,0	65,0	54,0	61,0	100,0	11,50	70,0	80,0	125,0	13,70	GG
56 14M	56	6CF	249,55	263,0	25,0	65,0	54,0	61,0	100,0	13,05	70,0	80,0	125,0	14,50	GG
64 14M	64	6CWF	285,21	298,0	25,0	65,0	54,0	65,0	110,0	14,40	70,0	80,0	125,0	15,60	GG
72 14M	72	6CWF	320,86	334,0	25,0	70,0	54,0	65,0	110,0	16,90	70,0	80,0	130,0	18,50	GG
80 14M	80	6CWF	356,51	370,0	25,0	70,0	54,0	70,0	120,0	18,50	70,0	80,0	130,0	20,00	GG
90 14M	90	6WR	401,07	---	30,0	80,0	54,0	70,0	146,0	20,00	70,0	90,0	160,0	22,60	GG
*112 14M	112	6WR	499,11	---	30,0	80,0	54,0	80,0	146,0	26,70	70,0	90,0	160,0	29,50	GG
*144 14M	144	6WR	641,71	---	35,0	90,0	54,0	80,0	146,0	35,00	70,0	100,0	175,0	39,00	GG
*168 14M	168	6WR	748,66	---	35,0	90,0	---	---	---	---	70,0	100,0	175,0	48,50	GG
*192 14M	192	6WR	855,62	---	35,0	90,0	---	---	---	---	70,0	100,0	175,0	57,80	GG

Largura de 85,0 mm (14M-85), 115,0 mm (14M-115) e 170,0 mm (14M-170)

Referência da Polia	Número de Dentes	Tipo Polia	Diâm. Prim. Ø	Diâm. sobre Flanges	ØP Furo Min.	ØP Furo Máx.	85					115					170					Material	
							L1	L2*	L3	ØC Cubo	Peso (Kg)	L1	L2*	L3	ØC Cubo	Peso (Kg)	L1	L2*	L3	ØC Cubo	Peso (Kg)		
30 14M	30	6CF	133,69	146,0	20,0	60,0	102,0	115,0	20,0	100,0	7,0	133,0	145,0	25,0	100,0	9,0	---	---	---	---	---	---	GG
32 14M	32	6CF	142,60	155,0	20,0	60,0	102,0	115,0	20,0	100,0	9,0	133,0	145,0	25,0	100,0	9,5	---	---	---	---	---	---	GG
34 14M	34	6CF	151,51	164,0	20,0	65,0	102,0	115,0	20,0	100,0	10,0	133,0	145,0	25,0	100,0	12,0	---	---	---	---	---	---	GG
36 14M	36	6CF	160,43	173,0	20,0	65,0	102,0	115,0	20,0	100,0	11,0	133,0	145,0	25,0	100,0	13,0	187,0	205,0	65,0	120,0	17,0	GG	
38 14M	38	6CF	169,34	182,0	25,0	70,0	102,0	115,0	20,0	110,0	13,0	133,0	145,0	25,0	110,0	15,0	187,0	205,0	65,0	120,0	19,0	GG	
40 14M	40	6CF	178,25	191,0	25,0	70,0	102,0	115,0	20,0	110,0	14,0	133,0	145,0	25,0	110,0	17,0	187,0	205,0	65,0	160,0	21,0	GG	
44 14M	44	6CF	196,08	209,0	30,0	75,0	102,0	115,0	20,0	120,0	17,0	133,0	145,0	25,0	120,0	19,0	187,0	205,0	65,0	160,0	22,0	GG	
48 14M	48	6CF	213,89	227,0	30,0	75,0	102,0	115,0	20,0	120,0	18,0	133,0	145,0	25,0	120,0	24,0	187,0	205,0	65,0	180,0	30,0	GG	
56 14M	56	6CF	249,55	263,0	30,0	75,0	102,0	115,0	20,0	140,0	19,0	133,0	145,0	30,0	140,0	26,0	187,0	205,0	65,0	180,0	37,0	GG	
64 14M	64	6CWF	285,21	298,0	40,0	80,0	102,0	115,0	25,0	160,0	22,0	133,0	145,0	30,0	160,0	27,0	187,0	205,0	65,0	220,0	40,0	GG	
72 14M	72	6CWF	320,86	334,0	40,0	80,0	102,0	115,0	25,0	160,0	23,0	133,0	145,0	30,0	160,0	32,0	187,0	205,0	77,0	220,0	42,0	GG	
80 14M	80	6CWF	356,51	370,0	40,0	85,0	102,0	115,0	25,0	160,0	27,0	133,0	145,0	30,0	160,0	35,0	187,0	205,0	77,0	220,0	48,0	GG	
90 14M	90	6WR	401,07	---	40,0	85,0	102,0	115,0	---	170,0	30,0	133,0	145,0	30,0	170,0	38,0	187,0	---	67,0	260,0	57,0	GG	
*112 14M	112	6WR	499,11	---	40,0	85,0	102,0	115,0	---	170,0	39,0	133,0	145,0	35,0	170,0	52,0	187,0	---	67,0	260,0	67,0	GG	
*144 14M	144	6WR	641,71	---	45,0	95,0	102,0	120,0	---	180,0	58,0	133,0	145,0	35,0	180,0	74,0	187,0	---	62,0	260,0	97,0	GG	
*168 14M	168	6WR	748,66	---	45,0	95,0	102,0	120,0	---	180,0	66,0	133,0	145,0	35,0	180,0	90,0	187,0	---	62,0	260,0	116,0	GG	
*192 14M	192	6WR	855,62	---	50,0	100,0	102,0	120,0	---	180,0	83,0	133,0	145,0	40,0	180,0	103,0	187,0	---	47,0	260,0	143,0	GG	
*216 14M	216	6WR	962,57	---	50,0	100,0	102,0	120,0	---	180,0	93,0	133,0	145,0	40,0	180,0	129,0	187,0	---	37,0	260,0	165,0	GG	

## Legenda

- 6CF = com flange, maciço e rebaixada.
- 6CWF = com flange, aliviada e rebaixada.
- 6WR = sem flange, vazada.
- 6CWF = com flange, aliviada e rebaixada.
- 6CWR = sem flange, vazada e rebaixada.
- 3CWR = sem flange, vazada e rebaixada sem cubo (pesçoço).
- ØC = diâmetro do cubo
- L1 = largura sem cubo
- L2 = largura total com o cubo
- L3 = Rebaixo da polia



\* Padrão europeu: Algumas L2 diferentes do sistema americano. Somente larguras L2.  
Geometria dos dentes HTD, somente compatível com correias HTD OMEGA A, OMEGA B, OMEGA-HP e OMEGA-HL.  
As dimensões e tolerâncias dos furos guias, e das larguras L1 e L2, Ø cubo e peso podem ser modificadas sem aviso prévio.

\* Veja procedimentos técnicos página 77.

Ex. Polia 34 14M 40  
34 = N.º de dentes  
14M = passo da polia  
40 = P/ correia de 40mm de largura

le excentricidade é de 0,05mm para polias com diâmetros externos de 0 a 200mm. Acima de 200mm de diâmetro, acrescentar 0,005mm para cada 10mm.

As polias padronizadas em nosso estoque somente possuem furo guia ou furo apontado, e não estão balanceadas.

O balanceamento e acabamento final das polias ficam sob responsabilidade do comprador.

Os furos apontados ou guias não estão centralizados com relação ao cubo. A centralização deve ser feita através dos dentes das polias.

Nos reservamos-nos o direito de alterar o diâmetro do furo sem aviso prévio.