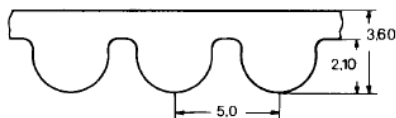


Correia Sincronizadora HTD® 5M

Fabricação: Borracha neoprene com cordoneis de fibra de vidro



Passo 5M Medidas em milímetros

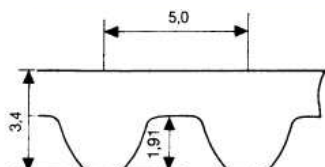
(Dentes arredondados) entre centros dos dentes (Padrão Mundial)

Referência	Comprimento da correia (mm)	Numero de Dentes
120 5M	120	24
180 5M	180	36
225 5M	225	45
255 5M	255	51
265 5M	265	53
270 5M	270	54
280 5M	280	56
295 5M	295	59
300 5M	300	60
305 5M	305	61
325 5M	325	65
330 5M	330	66
340 5M	340	68
345 5M	345	69
350 5M	350	70
360 5M	360	72
365 5M	365	73
370 5M	370	74
375 5M	375	75
385 5M	385	77
400 5M	400	80
415 5M	415	83
425 5M	425	85
450 5M	450	90
460 5M	460	92

Referência	Comprimento da correia (mm)	Numero de Dentes
475 5M	475	95
500 5M	500	100
520 5M	520	104
525 5M	525	105
535 5M	535	107
550 5M	550	110
565 5M	565	113
575 5M	575	115
580 5M	580	116
600 5M	600	120
610 5M	610	122
615 5M	615	123
620 5M	620	124
630 5M	630	126
635 5M	635	127
640 5M	640	128
645 5M	645	129
665 5M	665	133
670 5M	670	134
700 5M	700	140
710 5M	710	142
740 5M	740	148
750 5M	750	150
755 5M	755	151
800 5M	800	160

Referência	Comprimento da correia (mm)	Numero de Dentes
825 5M	825	165
835 5M	835	167
850 5M	850	170
860 5M	860	172
890 5M	890	178
900 5M	900	180
925 5M	925	185
935 5M	935	187
940 5M	940	188
950 5M	950	190
965 5M	965	193
980 5M	980	196
1000 5M	1000	200
1035 5M	1035	207
1050 5M	1050	210
1100 5M	1100	220
1125 5M	1125	225
1135 5M	1135	227
1200 5M	1200	240
1270 5M	1270	254
1420 5M	1420	284
1500 5M	1500	300
1595 5M	1595	319

Veja polias na página 17.



Atenção: Geometria dos dentes não compatível com STD®.

Correia Sincronizadora STD® / STS® S5M

Fabricação: Borracha neoprene com cordoneis de fibra de vidro

Passo S5M

Medidas em milímetros

Código de Largura = Milímetros

9 = 9 milímetros

15 = 15 milímetros

25 = 25 milímetros

Referência	Comprimento da correia (mm)	Numero de Dentes
255 S5M	255	51
295 S5M	295	59
325 S5M	325	65
350 S5M	350	70
375 S5M	375	75
400 S5M	400	80
425 S5M	425	85
475 S5M	475	95

Referência	Comprimento da correia (mm)	Numero de Dentes
500 S5M	500	100
525 S5M	525	105
560 S5M	560	112
575 S5M	575	115
600 S5M	600	120
625 S5M	625	125
650 S5M	650	130
750 S5M	750	150

Circunferência: Medir a correia como se estivesse medindo a "cintura" de uma pessoa.

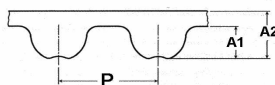
Atenção: Geometria dos dentes **não** é compatível com o sistema HTD®.

Temperatura no local da transmissão de -30° a 80°C.

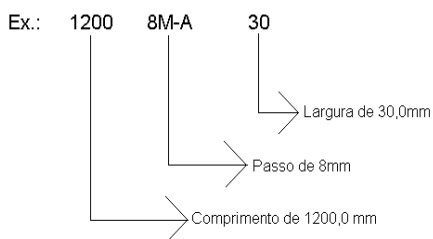
Favor consultar disponibilidade.

Correia Sincronizadora OPTIBELT OMEGA

Fabricação: Borracha neoprene com cordoneis de fibra de vidro



5M			5M		
Referência	Dentes	Comprimento da Correia (mm)	Referência	Dentes	Comprimento da Correia (mm)
180 5M-A / B	36	180,0	720 5M-A	144	720,0
225 5M-A / B	45	225,0	740 5M-A / B	148	740,0
255 5M-A / B	51	255,0	750 5M-A / B	150	750,0
265 5M-A / B	53	265,0	755 5M-A / B	151	755,0
270 5M-B	54	270,0	775 5M-A	155	775,0
280 5M-A / B	56	280,0	800 5M-A / B	160	800,0
295 5M-A / B	59	295,0	810 5M	162	810,0
305 5M-A / B	61	305,0	825 5M-A / B	165	825,0
325 5M-A / B	65	325,0	835 5M-A / B	167	835,0
330 5M-A / B	66	330,0	845 5M	169	845,0
340 5M-A / B	68	340,0	850 5M-A / B	170	850,0
350 5M-A / B	70	350,0	860 5M-A / B	172	860,0
360 5M-A / B	72	360,0	870 5M	174	870,0
365 5M-A / B	73	365,0	890 5M-A / B	178	890,0
370 5M-B	74	370,0	900 5M-A / B	180	900,0
375 5M-A / B	75	375,0	920 5M	184	920,0
385 5M-A / B	77	385,0	925 5M-A / B	185	925,0
400 5M-A	80	400,0	935 5M-A / B	187	935,0
415 5M-A / B	83	415,0	950 5M-A / B	190	950,0
425 5M-A	85	425,0	965 5M-A / B	193	965,0
450 5M-A / B	90	450,0	975 5M	195	975,0
475 5M-A / B	95	475,0	980 5M-A / B	196	980,0
490 5M-A	98	490,0	985 5M	197	985,0
500 5M-A	100	500,0	1000 5M	200	1000,0
520 5M-A / B	104	520,0	1025 5M	205	1025,0
525 5M-A / B	105	525,0	1035 5M	207	1035,0
535 5M-A / B	107	535,0	1050 5M	210	1050,0
540 5M-A	108	540,0	1100 5M	220	1100,0
550 5M-A / B	110	550,0	1125 5M	225	1125,0
560 5M-A	112	560,0	1135 5M	227	1135,0
565 5M-A / B	113	565,0	1200 5M	240	1200,0
575 5M-A	115	575,0	1270 5M	254	1270,0
580 5M-A / B	116	580,0	1350 5M	270	1350,0
610 5M-A / B	122	610,0	1420 5M	284	1420,0
615 5M-A / B	123	615,0	1500 5M	300	1500,0
630 5M-A / B	126	630,0	1595 5M	319	1595,0
635 5M-A / B	127	635,0	1690 5M-B	338	1690,0
640 5M-A / B	128	640,0	1790 5M	358	1790,0
645 5M-A / B	129	645,0	1800 5M	360	1800,0
650 5M-A	130	650,0	1870 5M	374	1870,0
665 5M-A / B	133	665,0	1895 5M	379	1895,0
670 5M-A / B	134	670,0	2000 5M	400	2000,0
700 5M-A	140	700,0	2250 5M	450	2250,0
710 5M-A / B	142	710,0	2350 5M-B	470	2350,0
			2525 5M	505	2525,0



As correias OMEGA-A têm o mesmo funcionamento do acionamento, se comparada com as correias do sistema HTD®.

Para novos acionamentos ou troca de polias, utilizar polias padronizadas do sistema HTD® com correias OMEGA.

Temperatura no local da transmissão de -30° a 90°C.

Informamos que a linha de correias sincronizadoras **OMEGA** irá substituir gradativamente a linha de correias **OMEGA-A**

Informamos que a linha de correias sincronizadoras **OMEGA-HP** irá substituir gradativamente a linha de correias **OMEGA-B**

OMEGA A será substituída por OMEGA. Veja página 05.

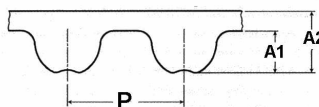
OMEGA B será substituída por OMEGA-HP. Veja página 05.

Correias Sincronizadoras do Sistema OMEGA HP

Fabricação: Borracha neoprene com cordoneis de fibra de vidro

5M-HP		
Referência	Dentes	Comprimento da Correia (mm)
225 5M-HP	45	225,00
255 5M-HP	51	255,00
265 5M-HP	53	265,00
270 5M-HP	54	270,00
280 5M-HP	56	280,00
305 5M-HP	61	305,00
325 5M-HP	65	325,00
330 5M-HP	66	330,00
340 5M-HP	68	340,00
350 5M-HP	70	350,00
360 5M-HP	72	360,00
365 5M-HP	73	365,00
370 5M-HP	74	370,00
375 5M-HP	75	375,00
385 5M-HP	77	385,00
400 5M-HP	80	400,00
415 5M-HP	83	415,00
425 5M-HP	85	425,00
450 5M-HP	90	450,00
475 5M-HP	95	475,00
490 5M-HP	98	490,00
500 5M-HP	100	500,00
520 5M-HP	104	520,00
525 5M-HP	105	525,00
535 5M-HP	107	535,00
540 5M-HP	108	540,00
550 5M-HP	110	550,00
560 5M-HP	112	560,00
565 5M-HP	113	565,00
575 5M-HP	115	575,00
580 5M-HP	116	580,00
600 5M-HP	120	600,00
610 5M-HP	122	610,00
615 5M-HP	123	615,00
630 5M-HP	126	630,00

Referência	Dentes	Comprimento da Correia (mm)
635 5M-HP	127	635,00
640 5M-HP	128	640,00
645 5M-HP	129	645,00
650 5M-HP	130	650,00
665 5M-HP	133	665,00
670 5M-HP	134	670,00
700 5M-HP	140	700,00
710 5M-HP	142	710,00
720 5M-HP	144	720,00
740 5M-HP	148	740,00
750 5M-HP	150	750,00
755 5M-HP	151	755,00
775 5M-HP	155	775,00
800 5M-HP	160	800,00
825 5M-HP	165	825,00
835 5M-HP	167	835,00
850 5M-HP	170	850,00
860 5M-HP	172	860,00
890 5M-HP	178	890,00
900 5M-HP	180	900,00
925 5M-HP	185	925,00
935 5M-HP	187	935,00
950 5M-HP	190	950,00
965 5M-HP	193	965,00
980 5M-HP	196	980,00
1000 5M-HP	200	1000,00
1035 5M-HP	207	1035,00
1050 5M-HP	210	1050,00
1100 5M-HP	220	1100,00
1125 5M-HP	225	1125,00
1135 5M-HP	227	1135,00
1270 5M-HP	254	1270,00
1380 5M-HP	276	1380,00
1425 5M-HP	285	1425,00
1595 5M-HP	319	1595,00
2110 5M-HP	422	2110,00
2350 5M-HP	470	2350,00



As correias OMEGA-HP têm a capacidade de transmitir 80% a mais de força, em comparação com as correias do sistema HTD®. Informamos que a linha de correias sincronizadoras **OMEGA-HP** irá substituir gradativamente a linha de correias **OMEGA-B** Temperatura no local da transmissão de -30° até 90° C

Polias Sincronizadoras - Dentes Arredondados - HTD® 5M

Passo 5,0 mm (Padronizada) Material : Aço ou Alumínio

Largura 9,0 mm e Largura



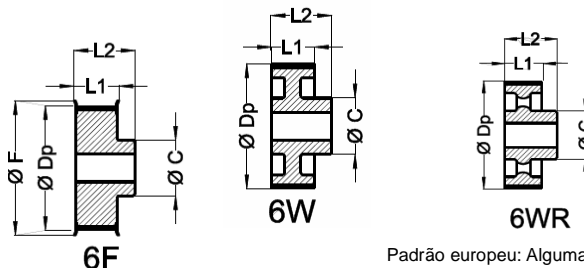
Referência da Polia	Numero de Dentes	Tipo de Polia	Dia. Primitivo Ø Dp	Dia. Flanges Ø F	Dia. do Cubo Ø C	9,0		Peso Aprox. (g)	15		Peso Aprox. (g)	Furo Min. Ø	Furo Max. Ø
						L1	L2		L1	L2			
10 5M	10	6F	15,91	20,0	10,0	14,5	20,0	7,0	20,0	26,0	8,0	4,8	6,0
12 5M	12	6F	19,10	23,0	13,0	14,5	20,0	8,0	20,0	26,0	9,0	4,8	6,0
14 5M	14	6F	22,29	26,0	14,0	14,5	20,0	9,0	20,0	26,0	10,0	6,0	9,0
15 5M	15	6F	23,88	28,0	16,0	14,5	20,0	10,0	20,0	26,0	11,0	6,0	10,0
16 5M	16	6F	25,47	30,0	17,0	14,5	20,0	11,0	20,0	26,0	12,0	6,0	11,0
17 5M	17	6F	27,05	32,0	19,0	14,5	20,0	12,0	20,0	26,0	14,0	6,0	13,0
18 5M	18	6F	28,64	33,0	20,0	14,5	20,0	14,0	20,0	26,0	15,0	6,0	14,0
19 5M	19	6F	30,23	34,0	21,0	14,5	20,0	15,0	20,0	26,0	17,0	6,0	14,0
20 5M	20	6F	31,83	36,0	23,0	14,5	20,0	17,0	20,0	27,0	18,0	6,0	15,0
22 5M	22	6F	35,01	39,0	25,0	14,5	20,0	18,0	20,0	27,0	20,0	6,0	16,0
24 5M	24	6F	38,19	42,0	27,0	14,5	20,0	20,0	20,0	27,0	30,0	6,0	17,0
25 5M	25	6F	39,78	43,0	29,0	14,5	20,0	30,0	20,0	27,0	40,0	6,0	18,0
26 5M	26	6F	41,38	45,0	29,0	14,5	20,0	35,0	20,0	27,0	45,0	6,0	18,0
28 5M	28	6F	44,56	47,0	30,0	14,5	20,0	40,0	20,0	27,0	50,0	6,0	19,0
30 5M	30	6F	47,74	51,0	34,0	14,5	20,0	50,0	20,0	27,0	60,0	6,0	21,0
32 5M	32	6F	50,92	55,0	36,0	14,5	20,0	60,0	20,0	27,0	80,0	8,0	22,0
34 5M	34	6F	54,11	61,0	36,0	14,5	20,0	80,0	20,0	27,0	90,0	8,0	22,0
36 5M	36	6F	57,29	64,0	36,0	14,5	20,0	90,0	20,0	27,0	100,0	8,0	22,0
38 5M	38	6F	60,47	66,0	36,0	14,5	20,0	100,0	20,0	27,0	120,0	8,0	22,0
40 5M	40	6F	63,66	68,0	36,0	14,5	20,0	120,0	20,0	27,0	140,0	8,0	22,0
44 5M	44	6W	70,02	--	38,0	14,5	20,0	100,0	20,0	28,0	130,0	8,0	23,0
48 5M	48	6W	76,39	--	38,0	14,5	20,0	120,0	20,0	28,0	160,0	8,0	23,0
50 5M	50	6W	79,57	--	38,0	14,5	20,0	130,0	20,0	28,0	170,0	8,0	23,0
52 5M	52	6W	82,76	--	38,0	14,5	20,0	150,0	20,0	28,0	180,0	8,0	23,0
56 5M	56	6W	89,12	--	38,0	14,5	20,0	180,0	20,0	28,0	200,0	8,0	23,0
60 5M	60	6WR	95,49	--	40,0	14,5	20,0	200,0	20,0	28,0	220,0	10,0	25,0
62 5M	62	6WR	98,67	--	40,0	14,5	20,0	210,0	20,0	28,0	280,0	10,0	25,0
72 5M	72	6WR	114,59	--	45,0	14,5	20,0	240,0	20,0	28,0	300,0	10,0	30,0
84 5M	84	6WR	133,68	--	50,0	14,5	20,0	280,0	20,0	28,0	310,0	10,0	34,0

Largura 25,0 mm

Referência da Polia	Numero de Dentes	Tipo de Polia	Dia. Primitivo Ø Dp	Dia. Flanges Ø F	Dia. do Cubo Ø C	25		Furo Min. Ø	Furo Max. Ø	Peso Aprox. (g)
						L1	L2			
10 5M	10	6F	15,91	20,0	10,0	30,0	36,0	4,8	6,0	9,0
12 5M	12	6F	19,10	23,0	13,0	30,0	36,0	4,8	6,0	10,0
14 5M	14	6F	22,29	26,0	14,0	30,0	36,0	6,0	9,0	11,0
15 5M	15	6F	23,88	28,0	16,0	30,0	36,0	6,0	10,0	12,0
16 5M	16	6F	25,47	30,0	17,0	30,0	36,0	6,0	11,0	14,0
17 5M	17	6F	27,05	32,0	19,0	30,0	36,0	6,0	13,0	15,0
18 5M	18	6F	28,64	33,0	20,0	30,0	36,0	6,0	14,0	17,0
19 5M	19	6F	30,23	34,0	21,0	30,0	36,0	6,0	14,0	18,0
20 5M	20	6F	31,83	36,0	23,0	30,0	37,0	6,0	15,0	20,0
22 5M	22	6F	35,01	39,0	25,0	30,0	37,0	6,0	16,0	30,0
24 5M	24	6F	38,19	42,0	27,0	30,0	37,0	6,0	17,0	40,0
25 5M	25	6F	39,78	43,0	29,0	30,0	37,0	6,0	17,0	45,0
26 5M	26	6F	41,38	45,0	29,0	30,0	37,0	6,0	18,0	50,0
28 5M	28	6F	44,56	47,0	30,0	30,0	37,0	6,0	19,0	60,0
30 5M	30	6F	47,74	51,0	34,0	30,0	37,0	6,0	21,0	80,0
32 5M	32	6F	50,92	55,0	36,0	30,0	37,0	8,0	22,0	90,0
34 5M	34	6F	54,11	61,0	36,0	30,0	37,0	8,0	22,0	100,0
36 5M	36	6F	57,29	64,0	36,0	30,0	37,0	8,0	22,0	120,0
38 5M	38	6F	60,47	66,0	36,0	30,0	37,0	8,0	22,0	140,0
40 5M	40	6F	63,66	68,0	36,0	30,0	37,0	8,0	22,0	160,0
44 5M	44	6W	70,02	--	38,0	30,0	38,0	8,0	23,0	140,0
48 5M	48	6W	76,39	--	38,0	30,0	38,0	8,0	23,0	180,0
50 5M	50	6W	79,57	--	38,0	30,0	38,0	8,0	23,0	200,0
52 5M	52	6W	82,76	--	38,0	30,0	38,0	8,0	23,0	220,0
56 5M	56	6W	89,12	--	38,0	30,0	38,0	8,0	23,0	240,0
60 5M	60	6W	95,49	--	40,0	30,0	38,0	10,0	25,0	260,0
62 5M	62	6W	98,67	--	40,0	30,0	38,0	10,0	25,0	300,0
72 5M	72	6W	114,59	--	45,0	30,0	38,0	10,0	30,0	320,0
84 5M	84	6W	133,68	--	50,0	30,0	38,0	10,0	34,0	340,0

LEGENDA

- 6F = Polia com flange maciça
- 6W = Polia sem flange aliviada
- 6WR = Polia sem flange vazada
- Ø C = Diâmetro do cubo
- L1 = Largura sem cubo
- L2 = Largura total com cubo



Ex. Polia 50 5M 25
50 = N.º de dentes
5M = passo da polia
25 = P/ correia de 25 mm de largura

Padrão europeu: Algumas L2 diferentes do sistema americano. Somente larguras L2.

Todas fabricadas em alumínio.

Também dispomos de polias em Aço.

Geometria dos dentes HTD, somente compatível com correias HTD OMEGA A e OMEGA B.

As dimensões e tolerâncias dos furos guias, e das larguras L1 e L2, Ø Cubo e peso podem ser modificadas sem aviso prévio.

* Veja procedimentos técnicos a partir da página 77.

Tolerância de excentricidade é de 0,05mm para polias com diâmetros externos de 0 a 200 mm. Acima de 200 mm de diâmetro, acrescentar 0,005mm para cada 10 mm.

As polias padronizadas em nosso estoque somente possuem furo guia ou furo apontado, e não estão balanceadas.

O balanceamento e acabamento final das polias ficam sob responsabilidade do comprador.

Os furos apontados ou guias não estão centralizados com relação ao cubo. A centralização deve ser feita através dos dentes das polias.