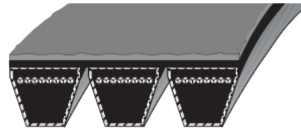
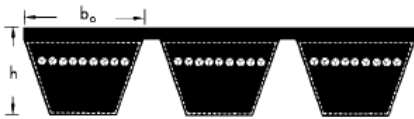


Correias em "V" Kraftband

A - B - C - D - 3V - 5V - 8V - 3VX - 5VX

Correias unidas na parte superior do "V" por uma manta de borracha

Kraftband Lisas



Código da Correia	Prim. Lw (in.)	Prim. Lw (mm)	Código da Correia	Prim. Lw (in.)	Prim. Lw (mm)	Código da Correia	Prim. Lw (in.)	Prim. Lw (mm)	Código da Correia	Prim. Lw (in.)	Prim. Lw (mm)	Código da Correia	Ext. La (in.)	Ext. La (mm)	Código da Correia	Ext. La (in.)	Ext. La (mm)	Código da Correia	Ext. La (in.)	Ext. La (mm)
A 51	51	1330	B 47	47,0	1240	C 71	71,0	1861	D 195	195	5028	3V 500	50	1270	5V 500	50	1270	8V 1600	160	4064
A 66	66	1706	B 51	51,0	1340	C 72	72,0	1887	D 240	240	6171	3V 530	53	1346	5V 530	53	1346	8V 1700	170	4318
A 67	67	1730	B 55	55,0	1440	C 73	73,0	1912	D 250	250	6425	3V 560	56	1422	5V 560	56	1422	8V 1800	180	4572
A 71	71	1830	B 59	59,0	1540	C 75	75,0	1963	D 300	300	7695	3V 600	60	1524	5V 600	60	1524	8V 1900	190	4826
A 75	75	1930	B 61	61,0	1590	C 81	81,0	2115	D 390	390	9981	3V 630	63	1600	3V 630	63	1600	8V 2000	200	5080
A 80	80	2032	B 63	63,00	1640	C 85	85,0	2217	D 420	420	10743	3V 670	67	1702	5V 670	67	1702	8V 2120	212	5385
A 85	85	2190	B 65	65,0	1690	C 90	90,0	2344				3V 710	71	1803	5V 710	71	1803	8V 2240	224	5690
A 90	90	2316	B 67	67,0	1740	C 95	95,0	2471				3V 750	75	1905	5V 750	75	1905	8V 2360	236	5994
A 96	96	2468	B 71	71,0	1840	C 100	100,0	2598				3V 790	79	2006	5V 800	80	2032	8V 2500	250	6350
A 105	105	2697	B 73	73,0	1890	C 105	105,0	2725				3V 800	80	2032	5V 850	85	2159	8V 2650	265	6731
A 112	112	2875	B 74	74,0	1920	C 112	112,0	2903				3V 900	90	2286	5V 900	90	2286	8V 2800	280	7112
A 120	120	3078	B 75	75,0	1940	C 120	120,0	3106				3V 950	95	2413	5V 950	95	2413	8V 3000	300	7620
A 128	128	3280	B 78	78,0	2021	C 128	128,0	3309				3V 1000	100	2540	5V1000	100	2540	8V 3150	315	8001
A 136	136	3484	B 80	80,0	2072	C 131	131,0	3385				3V 1060	106	2692	5V 1060	106	2692	8V 3350	335	8509
A 144	144	3688	B 81	81,0	2100	C 136	136,0	3512				3V 1120	112	2845	5V 1120	112	2845	8V 3550	355	9017
A 148	148	3780	B 83	83,0	2140	C 138	138,0	3563				3V 1180	118	2997	5V 1180	118	2997			
A 158	158	4030	B 85	85,0	2200	C 144	144,0	3716				3V 1250	125	3175	5V 1250	125	3175			
			B 86	86,0	2240	C 147	147,0	3792				3V 1320	132	3353	5V 1320	132	3353			
			B 87	87,0	2250	C 151	151,0	3893				3V 1400	140	3556	5V 1400	140	3556			
			B 88	88,0	2280	C 158	158,0	4071						5V 1500	150	3810				
			B 89	89,0	2301	C 162	162,0	4173						5V 1600	160	4064				
			B 90	90,0	2326	C 173	173,0	4452						5V 1700	170	4318				
			B 91	91,0	2340	C 180	180,0	4630						5V 1800	180	4572				
			B 93	93,0	2400	C 195	195,0	5011						5V 1900	190	4826				
			B 95	95,0	2453	C 210	210,0	5392						5V 2000	200	5080				
			B 97	97,0	2505	C 240	240,0	6154						5V 2120	212	5385				
			B 105	105,0	2707	C 300	300,0	7678						5V 2240	224	5690				
			B 106	106,0	2740	C 390	390,0	9964						5V 2360	236	5994				
			B 108	108,0	2790									5V 2500	250	6350				
			B 112	112,0	2885									5V 2650	265	6731				
			B 120	120,0	3088									5V 2800	280	7112				
			B 123	123,0	3164									5V 3000	300	7620				
			B 124	124,0	3190									5V 3350	335	8509				
			B 128	128,0	3290															
			B 136	136,0	3490															
			B 144	144,0	3698															
			B 158	158,0	4040															
			B 160	160,0	4104															
			B 162	162,0	4155															
			B 173	173,0	4434															
			B 180	180,0	4612															
			B 195	195,0	4993															
			B 210	210,0	5374															
			B 225	225,0	5755															
			B 240	240,0	6136															
			B 270	270,0	6898															
			B 300	300,0	7660															

Correia Kraftband "lisa"

Ex.: 5 / K3V 900
5 = Correias unidas
K3V 900 = Tipo de canal e comprimento (veja tabela)

Ex.: 3 / B 144
3 = Correias unidas
B 144 = Tipo de canal e comprimento

KA/13 → La ≈ Li + 36 mm;

Ld ≈ Li + 30 mm;

KB/17 → La ≈ Li + 62 mm;

Ld ≈ Li + 40 mm;

KC/22 → La ≈ Li + 75 mm;

Ld ≈ Li + 58 mm;

K3V → Li ≈ La - 42 mm;

K5V → Li ≈ La - 71 mm;

K8V → Li ≈ La - 120 mm;

La = Comprimento externo (mm)

Lw = Comprimento primitivo (mm)

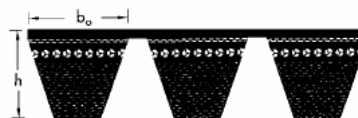
Li = Comprimento interno (mm)

Kraftband dentadas

3VX - 5VX

Código da Correia	Prim. La (in.)	Prim. La (mm)	Código da Correia	Prim. La (in.)	Prim. La (mm)
3VX 560	56	1422	5VX 600	60	1524
3VX 630	63	1600	5VX 630	63	1600
3VX 670	67	1702	5VX 710	71	1803
3VX 710	71	1803	5VX 750	75	1905
3VX 750	75	1905	5VX 900	90	2286
3VX 950	95	2413	5VX 950	95	2413
			5VX 1400	140	3556

Correia Kraftband "dentada"



Tipo	Larg. (bo)	Altura (h)
A/13	13,0	9,90
B/17	17,0	13,0
C/22	22,0	16,2
D/32	32,0	22,4
3V/9J	9,50	9,90
5V/15J	15,0	15,1
8V/25J	25,0	25,5

* Polias: Trabalham em polias próprias.
Disponível a partir de 2 canais de correias.

Comprimento em polegadas.

CORREIAS NO PERFIL "V" TRABALHAM COM AS LATERAIS DAS CORREIAS NAS POLIAS.

Circunferência: Medir a correia como se estivesse medindo a "cintura" de uma pessoa.

Temperatura no local da transmissão é de -30° até 90° C.

